

# John Lewis

# Replatform\_Product detail page

## UI Specification\_Module

Version 1.0  
Author: Shebul Miah

24 March 2011

## Introduction

This document outlines modules elements and annotations. For any element linked to EMC's work, please see attachment for references.

## Background

UX team is engaged in a replatform project, which is helping transfer the current website content to new ATG platform delivered in 2012. This project aims to introduce the new designs of product detail page for the ATG platform. A number of high level UX requirements are included by this project for improved usability, conversion, quality of user experience, accuracy, product detail page template usage and to implement new functionalities such as Idea Book and Ratings and Reviews.

The scope of Product detail page (Product Category 1) of EPIC project includes

- "Style" template: <http://www.johnlewis.com/118314.Style.aspx>
- "Product" template: <http://www.johnlewis.com/231078583/Product.aspC>
- "Look" template: <http://www.johnlewis.com/143587/Look.aspx>
- "Range" template: <http://www.johnlewis.com/105756/Range.aspx>
- "Spec" template: part of the 2011 projects
- Display and treatment of promotions and bundling
- Incorporation of the international project slated for 2011

Other concerns:

- Incorporation of Idea Book work being delivered 2011
- Incorporation of Ratings & Reviews work being delivered 2011

## Glossary

Standard product template – This template replaces original Style, Product, and Tech templates.

Set template - Set template replaces original Look and Range templates. Set template serves collection/range products and outfit.


Child product – There are four child products currently used on the site: Extended Warranty, Installation service, Disposal service, and Assembly service.

Please see the project glossary for more definitions:

<https://projectepic.jira.com/wiki/display/PM/Project+EPIC+FDD+Glossary>



PT 52 - Wish list homepage



## Annotations

#	Label	Description	Status	Display rules	Interaction	Ref FV No.	Additional Detail	Mandatory Field
1	MO UM 01 Left nav	User management left hand navigation menu	Mandatory					
2	WL01 Wish list	Module showing the items a user has in their wish list	Mandatory					
3	WL05 Wish list hero module	Shows the wish lists a user has created	Mandatory					

WF WL 01 - Wish list homepage

Hello <Mrs Campbell-Smith> [edit](#) [My John Lewis](#) [My Wishlist](#) [Sign out](#)

John Lewis Insurance [Gift List](#) [Inspiration & Advice](#) [Our Shops](#) [Customer Services](#)  08456 049 049

Your Basket  
0 items - £0.00

Home & Garden
Electricals
Women
Men
Beauty
Baby & Child
Toys
Sport & leisure
Gifts
Special Offers
Shop by brand

< [Back to/See all page>](#)
[Homepage](#)
> [<Page title>](#)
> [<Page title>](#)
> [<Page title>](#)
> [<Page title>](#)

### Your account

**Orders**

[View recent orders](#)

[All orders in 2011](#)

[All orders in 2009](#)

**My details**

[Contact detail](#)

[Address book](#)

[Payment details](#)

[Promotional preferences](#)

[Edit password](#)

[My Wishlists](#)

**Other links**

[Account and partnership cards](#)

**Your Wish lists**

### Your wish lists

**<Wish list help>**

<Vestibulum eu quam nisl. In suscipit iaculis iaculis. Nam est elit, tincidunt id varius non, tempus a lacus. Nulla sagittis aliquet ultricies. Quisque sit amet velit magna. Integer tristique luctus condimentum.>

[Go shopping now>](#)

**Your viewed items**

[1]

[1]

**More from this brand**

[1]

[1]

**You may also like**

[1]

[1]

**Recently viewed pages** [<Page title>](#) [<Page title>](#) [<Page title>](#) [<Page title>](#) [<Page title>](#)

**Customer Service**

[Contact us](#)

[Track an order](#)

[Returns policy](#)

[Delivery information](#)

[Never Knowingly Undersold](#)

[Request a catalogue](#)

**Here to help**

[Gift vouchers](#)

[Buying guides](#)

[Shop by brand](#)

[Solutions for business](#)

[Gift list](#)

**Our shops**

[Shop finder](#)

[Shop services](#)

**About us**

[JLP jobs](#)

[JLP corporate information](#)

**Our other websites**

[Waitrose](#)

[Waitrose Wine](#)

[John Lewis Insurance](#)

[Partnership Card](#)

**Follow us...**

**Email sign up**

For updates, special offers & promotions

WF WL 02 - Wish list email non-JS

Hello <Mrs Campbell-Smith> [edit](#) [My John Lewis](#) [My Wishlist](#) [Sign out](#)

[John Lewis Insurance](#) [Gift List](#) [Inspiration & Advice](#) [Our Shops](#) [Customer Services](#)  08456 049 049

Your Basket  
0 items - £0.00

[Home & Garden](#) [Electricals](#) [Women](#) [Men](#) [Beauty](#) [Baby & Child](#) [Toys](#) [Sport & leisure](#) [Gifts](#) [Special Offers](#) [Shop by brand](#)

[<Back to/See all page>](#)
[Homepage](#) > [<Page title>](#) > [<Page title>](#) > [<Page title>](#)

### Your account

**Orders**

[View recent orders](#)

[All orders in 2011](#)

[All orders in 2009](#)

**My details**

[Contact detail](#)

[Address book](#)

[Payment details](#)

[Promotional preferences](#)

[Edit password](#)

[My Wishlists](#)

**Other links**

[Account and partnership cards](#)

#### Email a friend

If you would like to send a friend <Wish list name>, please complete the form below.

Error message text

**<Made to measure message>**

\*Required fields are marked with an asterisk

**\*Your friend's name**

**\*Your friend email address**

**\*Your name**

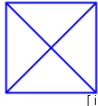
**\*Your email address**

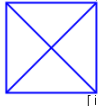
**Your personal message**

Send me a copy

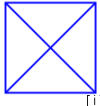
Your details will not be used for marketing purposes.

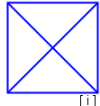
**Your viewed items**

  
[1]

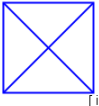
  
[1]

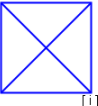
**More from this brand**

  
[1]

  
[1]

**You may also like**

  
[1]

  
[1]

**Recently viewed pages** [<Page title>](#) [<Page title>](#) [<Page title>](#) [<Page title>](#) [<Page title>](#)

**Customer Service**

[Contact us](#)

[Track an order](#)

[Returns policy](#)

[Delivery information](#)

[Never Knowingly Undersold](#)

[Request a catalogue](#)

**Here to help**

[Gift vouchers](#)

[Buying guides](#)

[Shop by brand](#)

[Solutions for business](#)

[Gift list](#)

**Our shops**

[Shop finder](#)

[Shop services](#)

**About us**

[JLP jobs](#)

[JLP corporate information](#)

**Our other websites**

[Waitrose](#)

[Waitrose Wine](#)

[John Lewis Insurance](#)

[Partnership Card](#)

**Follow us...**

**Email sign up**

For updates, special offers & promotions

Copyright © John Lewis Partnership 2001-2011

John Lewis plc Registered office: 171 Victoria Street, London SW1E 5NN. Registered in England. Company registration number: 233462. VAT no: GB232457290

[Sitemap](#)

[Security & privacy](#)

[Terms & conditions](#)

**Modules**



## WL01\_Wish list

### Your wish lists

<Create New Wish List>

**<Wish list help>**  
<Vestibulum eu quam nisl. In suscipit iaculis iaculis. Nam est elit, tincidunt id varius non, tempus a lacus. Nulla sagittis aliquet ultricies. Quisque sit amet velit magna. Integer tristique luctus condimentum.>  
[<Go shopping now>](#)

Wishlist list container state

### A. Default state

### Your wish lists

<Create New Wish List>

**<Wish list help>**  
<Vestibulum eu quam nisl. In suscipit iaculis iaculis. Nam est elit, tincidunt id varius non, tempus a lacus. Nulla sagittis aliquet ultricies. Quisque sit amet velit magna. Integer tristique luctus condimentum.>  
[<Go shopping now>](#)

**Annotations**

#	Label	Description	Status	Display rules	Interaction	Ref FV No.	Additional Detail	Mandatory Field
1	Top button	Create new wish list button	Mandatory		OnClick: redirect to state I		Page reloads in Non-JS	
2	No wish lists created	If the user does not have any wish lists, there will be no tabs displayed	Mandatory					
3	Wish list with Help text	Message providing user with information about wish lists. This is empty as the user has no wish lists created	Mandatory					
4	Link to JL homepage	Link taking user to JL homepage	Mandatory		OnClick: redirect to WF HP 01			

**F. Wish list with no items**

## Your wish lists

<Wish list name>... (0)

**<My Wish list>**


 Remove list

<Vestibulum eu quam nisl. In suscipit iaculis iaculis. Nam est elit, tincidunt id varius non, tempus a lacus. Nulla sagittis aliquet ultricies. Quisque sit amet velit magna. Integer tristique luctus condimentum.>

<Go shopping now>

**Annotations**

#	Label	Description	Status	Display rules	Interaction	Ref FV No.	Additional Detail	Mandatory Field
1	Default Wish list name	'My Wish list' is the default Wish list name.						
2	Edit link	Display edit title link	Mandatory		OnClick: redirect to state H. NON-SJ reloads page.			
3	Link to JL homepage	Link taking user to JL homepage	Mandatory		OnClick: redirect to WF HP 01			
4	Wish list with no items	This is the display for a wish list which has no items added to it	Mandatory					

B. With items inside

Annotations

#	Label	Description	Status	Display rules	Interaction	Ref FV No.	Additional Detail	Mandatory Field
1	Print link	Displays link allowing user to print their wish list	Mandatory		OnClick: Only print the grid of products. Do not print header, footer, left-navigation, pagination and edit links.			

#	Label	Description	Status	Display rules	Interaction	Ref FV No.	Additional Detail	Mandatory Field
2	Email your list link	Displays link allowing a user to email the selected wish list to another person	Mandatory		OnClick: (JavaScript environment) show WL08_Send wish list  Non-JS: redirect to WF WL 02 Email wish list non-JS			
3	Removed list link	Displays link allowing a user to remove the selected wish list	Mandatory		OnClick: display tooltip for user to confirm they wish to remove wish list  NON-JS : Clicking remove list will remove list instantly with page reload and not display tooltip/confirmation.			
4	Single product (OnMouseEnter State)	Display of single product with additional details displayed		In Non-JS environment the product details will always remain visible and there will be no change OnMouseEnter/Leave				
5	Standard guarantee	Only visible for products that have a standard guarantee available	Optional	Displays if there is a standard guarantee associated with the product	OnClick: redirect to product page			
6	Extended warranty message	Only visible when an extended warranty is available for the product	Optional	Displays if there is an extended warranty associated with the product	OnClick: redirect to product page			
7	Email me link	Part of PD16 Stock availability message. Hypertext link	Optional	Displays when a product is out of stock	OnClick: (JavaScript environment) displays PD33_Stock_email_overlay module  Non-JS: redirect to WF PC 47			
8	Stock message	Part of PD16 Stock availability message	Optional	Displays if a stock position message applies to the product	OnClick: redirect to product page			

#	Label	Description	Status	Display rules	Interaction	Ref FV No.	Additional Detail	Mandatory Field
9	Qty validation message	<p>Displays error message with available stock number to the product, if users enter a value higher than qty available.</p> <p>Will be hidden on successful validation during re-submission.</p> <p>Please see UXI_4_Mini basket in the UX interaction document for further detail</p>	Optional					
10	Out of stock message	<p>Displays error message that indicates users are not able add the product to their basket, since the selected product item is out of stock. Qty field and add to basket button are not displayed</p>	Optional					
11	Bundle product with children (OnMouseEnter State)	<p>Display of a bundle product</p>						
12	Bundle icon	<p>Icon to indicate the bundle product</p>						
13	Main bundle product	<p>Display image of the first product in the bundle.</p>			<p>OnClick: redirect to WF PC 31</p>			
14	Product only available in store	<p>Message informing the user that the product is only available in store</p>	Mandatory					

#	Label	Description	Status	Display rules	Interaction	Ref FV No.	Additional Detail	Mandatory Field
15	Postcode text field	Allows users to enter post code to find the shop	Mandatory			FV7.A		
16	Go button	Displays find the shop call to action button to users	Mandatory		OnClick: if user has entered valid post code redirect to WF DS 04  If user has not entered valid postcode, display error message			
17	Invalid postcode error message	Text string indicates the error. E.g. 'Please enter a valid UK postcode'.	Optional	Displays when user has clicked 'Go' button, having failed to enter a valid postcode				
18	Product with child items (OnMouseEnter State)	Display of a product with child items						
19	Offline product (OnMouseEnter State)	Displays layout for the OnMouseEnter state of a product which is not sold online						
20	Made to measure product title	Displays M2M product title including selections made during M2M process			OnClick: Will link to the last view of the M2M product process			
21	Made to measure product attributes	Will display the product size and short colour only	Mandatory					
22	Made to Measure product (OnMouseEnter State)	Display of a Made to Measure product						
23	Bundle title	Display the full bundle title and link to the static bundle page.			OnClick: redirect to WF PC 38 Static bundle			
24	bundle child product title	Displays any bundle child products that are added to the basket for this bundle product.			OnClick: Links to the static bundle page with the appropriate product selected and 'SB03_Bundle item info tab' showing the Service tab selected.			

#	Label	Description	Status	Display rules	Interaction	Ref FV No.	Additional Detail	Mandatory Field
25	Free gift title	If the product comes with a free gift, then the free gift title of this product will be displayed here under the product. The free product should be displayed directly under the parent product it relates to.	Optional	Displays if the product comes with a free gift				
26	Stock message_Out of stock	Example shows if the selected sizes/colour is out of stock, and there is no pre order or back order in relation.	Optional	Displays if an item is no longer available online				
27	Product is out of stock (OnMouseEnter State)	Product item which is out of stock						
28	Product no longer available	<p>Display for a product which is no longer available for purchase online or in-store.</p> <p>If a user navigates away from the page and then returns in the same session, the product will remain.</p> <p>If the user ends the sessions and returns again, the product will have been removed from the wish list</p>			There is no OnMouseEnter interaction for a product which is no longer available for purchase			

#	Label	Description	Status	Display rules	Interaction	Ref FV No.	Additional Detail	Mandatory Field
29	Link to view all JL stores	Link allowing user to view list of JL stores	Mandatory		OnClick: redirect to WFS 01			
30	Default product display	All products would display in the way as default with only the product image, SKU title, price and a single promo message being displayed		Display maximum 50 items per Wish list	<p>OnMouseEnter: additional details will be displayed as per the product to the immediate right. The product below will be pushed down accordingly to accommodate the additional information</p> <p>OnMouseOut: Only display &lt;Product title&gt; and &lt;Product price including was / then / now&gt;. The product below will move back up to fill the space left by the hidden information.</p>			
31	Product image	Product image		This can include the option to have an overlay or banner on certain images e.g. to show that a product is new.	OnClick: redirect to product page			
32	SKU title	SKU title is always visible	Mandatory		OnClick: redirect to product page			
33	Product price	Part of PD07 Product Price. Shows the price of the product. Will include any price change information that applies to the product e.g. was £35 then £30 now £25.	Mandatory		OnClick: redirect to product page			



#	Label	Description	Status	Display rules	Interaction	Ref FV No.	Additional Detail	Mandatory Field
34	Add to basket button	Button allowing user to add SKU to basket	Optional	Displays if the SKU is available to be added to basket  Module PD29 Add to basket confirmation will remain visible as part of the OnMouseEnter state after the item has been added. This will not be hidden until either the product is removed from basket or purchased.	OnClick: adds SKU (with any selected child products) to basket and displays feedback message.			
35	Qty field	See (UXI_5_Add to basket qty validation JS)	Optional	Do not display for products not available online.  Even if more than 1 qty is entered into the qty field on a standard product page, the default qty on the wish list grid page is set to 1				
36	Qty text		Mandatory					
37	Confirm removal of wish list tooltip	Tooltip for a user to confirm whether or not they want to remove the wish list they are viewing	Optional	Displays when user clicks link to remove wish list	OnClick: 'Yes' delete wish list and display the most recently created wish list and items contained within it  OnClick: 'No' hide tooltip and do not remove wish list.			
38	Top button	Create new wish list button	Mandatory	If the user has 5 Wish list display tool tip with info. The button will still remain enabled.  For non NON-JS.. this is not displayed			Page reloads in Non-JS	

#	Label	Description	Status	Display rules	Interaction	Ref FV No.	Additional Detail	Mandatory Field
39	Tab for wish list being currently viewed	Tab for wish list being viewed will be highlighted  The tabs will be in order of wish list creation with the most recently created being displayed first	Mandatory					
40	Wish list name	Displays title of wish list	Mandatory	A maximum of 24 characters from the wish list title can be displayed in a tab. If the title is greater than 24 characters in length, an elipsis will display and the title will be truncated at the 24th character				
41	Tab for wish list not being viewed	Tab for wish list(s) not being viewed will not be highlighted	Optional	Displays if there is a second wish list created				
42	Items in wish list	Display the number of items in a wish list	Mandatory					
43	Tooltip	Tooltip will appear if the user has created 5 Wish lists. The tooltip will close when the user clicks on the 'close' link.		Not displayed for NON-JS.				
44	Second wish list name		Optional	Displays if there is a second wish list created	OnClick: display relevant wish list items below  OnHover: display full wish list title as shown in overlay			
45	Create new wish list bottom button		Optional		OnClick: if user has not created the maximum number of wish lists (5), redirect to state I  If user has created 5 wish lists, display tool tip		Page reloads in Non-JS	

#	Label	Description	Status	Display rules	Interaction	Ref FV No.	Additional Detail	Mandatory Field
46	Child product price	Displays price of the child product	Mandatory					
47	Full wishlist title	Text displaying full wish list title	Optional	Displays when user hovers over a wish list title in the tab which has been truncated because it is too long to be fully displayed.  Not displayed for NON-JS..				
48	Promo message	Promo message(s) for product. These are taken from PD06_Top special offers and will be displayed in the same order. There can be a maximum of 4 messages displayed.	Optional	Displays if the product has a promo message associated with it				
49				Not displayed for NON-JS.. item will be removed on page reload.				
50	Tooltip			Not displayed for NON-JS..				
51	Inline ratings	Please see module BV 01 Inline ratings for details of this functionality	Optional					

E. Items removed or moved or copied

**Your wish lists**

<Create New Wish List>

<Wish list name> (20) <Wish list name... (18) <Wish list name... (20) <Wish list name... (16) <Wish list name... (50) <Name of wish list> has been removed<sup>1</sup>

Sorry, you have create 5 Wish list please delete one to add more

<My Wish list> [Edit title](#)  [Print list](#)  [Email your list](#)  [Remove list](#)

Are you sure you want to remove this item from your wish list?

[Yes](#) [No](#)

<Product title>  
<Product price including was / then / now>

<Free gift title>  
<Stock message>  
[Email me when in stock](#)  
<Standard guarantee message>  
<Extended Warranty message>

Sorry, we now only have X of this items available.

Qty

[Move](#)  [Copy](#)

Product image

<Product title>  
<Product price including was / then / now>

<Free gift title>  
<Stock message>  
[Email me when in stock](#)  
<Standard guarantee message>  
<Extended Warranty message>

Sorry, we now only have X of this items available.

[Move](#)  [Copy](#)

<Move to another list:>  
My Wish list 1 This item has already been added to this wish list  
[My Wish list 2](#) (1) item  
My Wish list 3 (50 items full)  
[My Wish list 4](#) (1) item

Product image

<Product title>  
<Product price including was / then / now>

<Free gift title>  
<Stock message>  
[Email me when in stock](#)  
<Standard guarantee message>  
<Extended Warranty message>

Sorry, we now only have X of this items available.

[Move](#)  [Copy](#)

<Copy to another list:>  
My Wish list 1 This item has already been added to this wish list  
[My Wish list 2](#) (1) item  
My Wish list 3 (50 items full)  
[My Wish list 4](#) (1) item

X

<SKU title> has been removed

X

<SKU title> moved to  
[<My Wish list>](#)

Listed product

<SKU title> copied to  
[<My Wish list>](#)

[Move](#)  [Copy](#)

Annotations

#	Label	Description	Status	Display rules	Interaction	Ref FV No.	Additional Detail	Mandatory Field
---	-------	-------------	--------	---------------	-------------	------------	-------------------	-----------------

#	Label	Description	Status	Display rules	Interaction	Ref FV No.	Additional Detail	Mandatory Field
1	Wish list removed text	Message informing the user that the wish list has been removed	Optional	Displays when user chooses to remove a wish list.				
2	Remove icon	Icon allowing user to remove the SKU from this wish list	Mandatory	(Mandatory in the OnMouseEnter state)	OnClick: display tooltip for user to confirm removal of SKU from wish list			
3	Single product (OnMouseEnterState)	Product showing move wish list item options						
4	Single product (OnMouseEnterState)	Product showing copy wish list item options						
5	Confirm removal of SKU tooltip	Tooltip for a user to confirm whether or not they want to remove the selected SKU	Optional	Displays when user clicks 'X' remove icon  OnMouseOut: (of SKU details area) tooltip is hidden and will not be shown again until user clicks the 'X' remove icon	OnClick: 'Yes' (if the SKU is not the only item in the wish list) removes selected SKU and displays the SKU removed state as shown below  OnClick: 'Yes' (if the SKU is the only item in the wish list) remove selected SKU and redirect to state A  OnClick: 'No' hide tooltip and do not remove SKU from wish list			
6	Move SKU link	Link allowing user to move a SKU to another of their wish lists	Optional	Displays if user has more than 1 wish list created.  For non-JS user clicks, page reloads and move options are displayed.	OnClick: show move SKU options			
7	Copy SKU link	Displays link allowing a user to copy a SKU to another of their wish lists	Optional	Displays if user has more than 1 wish list created.  For non-JS user clicks, page reloads and copy options are displayed.	OnClick: show copy SKU options			
8	Move SKU options	Wish lists a user has created. From these, user can select which wish list they wish to move the item to						

#	Label	Description	Status	Display rules	Interaction	Ref FV No.	Additional Detail	Mandatory Field
9	Instructional text	Text instructing user to select which wish list to move the SKU to	Mandatory					
10	Copy SKU options	Wish lists a user has created. From these, user can select which wish list they wish to copy the SKU to						
11	Wish list title	If the SKU already exists in the wish list, the title is no longer active.						
12	Duplicate SKU message	Message informing the user that they are unable to add this SKU to their wish list as it is already present	Options	Displays when the SKU the user is viewing is already present on a wish list				
13	SKU removed state	<p>If user confirms to remove a SKU from their wish list, they image and details will all be removed and a blank 'X' and confirmation message will be displayed</p> <p>There is no OnMouseEnter or OnMouseLeave interaction</p>	Mandatory	<p>When a user navigates away from this page, the 'X' and removal confirmation message will no longer be displayed. Instead, the items in the wish list will be shifted left so that the empty slot is filled.</p> <p>If the item removed is the last in the list, when user navigates away from the page the 'X' and removal confirmation message will no longer be displayed but will not be replaced by another product as it was the last in the list</p>				

#	Label	Description	Status	Display rules	Interaction	Ref FV No.	Additional Detail	Mandatory Field
14	Wish list title	Link allowing user to select a wish list to move a SKU to			OnClick: SKU is moved to selected wish list and the item moved item is displayed with an 'X' and confirmation that is has moved as shown below in the moved SKU state			
15	Numeric indicator	Displays to user the number of items in the wish list						
16	Wish list title	Link allowing user to select a wish list to move an item to			OnClick: SKU is copied to the selected wish list and is displayed it the standard roll over state with a confirmation message as shown in the SKU copied state below			
17	Wish list title	If a wish list has 50 items (maximum number) the link is no longer active.						
18	Wish list full	Message informing the user that they have reached the maximum number of items in their wish list						

#	Label	Description	Status	Display rules	Interaction	Ref FV No.	Additional Detail	Mandatory Field
19	Moved SKU state	<p>If user confirms to move a SKU to another of their wish lists, they image and details will all be removed and a blank 'X' and confirmation message will be displayed</p> <p>There is no OnMouseEnter or OnMouseLeave interaction</p>	Mandatory	<p>When a user navigates away from this page, the 'X' and SKU moved confirmation message will no longer be displayed. Instead, the items in the wish list will be shifted left so that the empty slot is filled.</p> <p>If the item moved is the last in the list, when user navigates away from the page the 'X' and removal confirmation message will no longer be displayed but will not be replaced by another product as it was the last in the list</p>				
20	SKU copied state	<p>If user confirms to copy a SKU to another wish list, the SKU information displayed in the OnMouseEnter state is still displayed (see state B for further details)</p>	Mandatory	<p>When user navigates away from this page, the SKU copied confirmation message will no longer be displayed</p>	<p>OnMouseLeave: SKU information returns to default view of displaying only image, title and price (see state B for further details)</p> <p>OnMouseEnter: (after the SKU has been copied and user has performed MouseLeave action to return to standard product view) the SKU copied confirmation message is no longer displayed</p>			
21	SKU removed confirmation message	<p>Message informing user that the SKU has been removed from the wish list</p>						
22	SKU removed icon	<p>Display feedback icon</p>	Mandatory					
23	SKU title	<p>Display SKU title</p>	Mandatory					



#	Label	Description	Status	Display rules	Interaction	Ref FV No.	Additional Detail	Mandatory Field
24	SKU copied confirmation message	Message informing user that the SKU has been copied to another wish list	Mandatory					
25	SKU moved confirmation message	Message informing user that the SKU has been moved to another wish list	Mandatory					
26	Wish list name	Display the name of the wish list which the item has been moved to.	Mandatory		OnClick: redirect to state B with the relevant wish list displayed			

H. Edit Wish list title

The screenshot displays the 'Your wish lists' interface. At the top, there is a '<Create New Wish List>' button and a search field for wish lists. Below, a list of wish lists is shown. Each wish list item includes a product image, title, price, stock status, and various messages. Interaction elements like 'Add', 'Move', and 'Copy' buttons are present. A dialog box is open, asking 'Are you sure you want to remove this wish list?' with 'Yes' and 'No' options. A notification at the bottom right states: 'Sorry, you have create 5 Wish list please delete one to add more'.

Annotations

#	Label	Description	Status	Display rules	Interaction	Ref FV No.	Additional Detail	Mandatory Field
1	Text field	The wish list name will appear inside the text field. The user can not type beyond 40 characters.	Mandatory		OnClick: the name of the Wish list disappears  The Wish list name reappears if they click outside the text field	FV0.A		

#	Label	Description	Status	Display rules	Interaction	Ref FV No.	Additional Detail	Mandatory Field
2	Save button	Button for user to save their wish list name			OnClick: If wish list title validation passes, title is updated and user is redirected to state B with the new title displayed		Page reloads in Non-JS	
3	Error message	Wish list title error message	Optional	<p>Displays if the user enters a wish list title which matches exactly the title of another of their wish lists.</p> <p>Displays if the user has not entered any characters and attempted to save</p> <p>Only display error message if the user presses save when the default 'My Wish list' name hasn't been changed</p>				
4	Cancel link	Link allowing user to cancel the editing of a wish list	Mandatory		OnClick: return user to the state they were viewing previously with no change.			

I. Create new wish list

## Your wish lists

<Error message>

<Vestibulum eu quam nisl. In suscipit iaculis iaculis. Nam est elit, tincidunt id varius non, tempus a lacus. Nulla sagittis aliquet ultricies. Quisque sit amet velit magna. Integer tristique luctus condimentum.>

[<Go shopping now>](#)

Annotations

#	Label	Description	Status	Display rules	Interaction	Ref FV No.	Additional Detail	Mandatory Field
---	-------	-------------	--------	---------------	-------------	------------	-------------------	-----------------

#	Label	Description	Status	Display rules	Interaction	Ref FV No.	Additional Detail	Mandatory Field
1	Text field	The text field is pre-populated with instructional text.	Mandatory	<p>40 characters max. The user can not type beyond 40 characters.</p> <p>If its the users first wish list the default name will be inside the text field called 'My Wish list'. Their will be no error if they press save.</p> <p>If its the users second Wish list the text field will read 'Enter new Wish list name' error message will triggered if they press save without new name</p>	OnClick: removed instructional text	FV0.A		
2	Error message	Wish list title inline validation/error message	Optional	<p>If the user enters a wish list title which matches exactly the title of another of their wish lists, displays as error message</p> <p>If the user has not entered any characters and attempted to save, displays as inline validation message</p> <p>If the user is creating their first wish list, there is no validation as there cannot be a duplicate title and if the field is left blank and user clicks create, a default title is given.</p>				
3	Save new wish list	Button for user to save their new wish list	Mandatory		OnClick: (if validation passes) redirect to state F			
4	Cancel link	Link allowing user to cancel the creation of a wish list	Mandatory		OnClick: return user to the state they were viewing previously			
5	Link to JL homepage	Link taking user to JL homepage	Mandatory		OnClick: redirect to WF HP 01			

## WL09\_Send wish list non-JS

### Email a friend

[Back to wish list](#)

If you would like to send a friend <Wish list name>, please complete the form below.

Error message text

<Made to measure message>

\*Required fields are marked with an asterix

<b>*Your friend's name</b>	<input type="text"/>	<input type="text" value="Please enter your friend's name"/>
<b>*Your friend email address</b>	<input type="text"/>	<input type="text" value="Please enter a valid email address"/>
<b>*Your name</b>	<input type="text"/>	<input type="text" value="Please enter your name"/>
<b>*Your email address</b>	<input type="text"/>	<input type="text" value="Please enter a valid email address"/>
<b>Your personal message</b>	<input style="width: 100%; height: 60px;" type="text"/>	
<b>Send me a copy</b>	<input type="checkbox"/>	
<input type="button" value="Send my email"/>		

Your details will not be used for marketing purposes.

Unlabeled

**A. Initial state**

**Email a friend**

[Back to wish list](#) <sup>13</sup>

If you would like to send a friend <Wish list name>, please complete the form below. <sup>1</sup>

Error message text <sup>12</sup>

<Made to measure message> <sup>11</sup>

\*Required fields are marked with an asterisk

**\*Your friend's name** <sup>2</sup>  <sup>3</sup> Please enter your friend's name <sup>14</sup>

**\*Your friend email address**  <sup>4</sup> Please enter a valid email address

**\*Your name**  <sup>5</sup> Please enter your name

**\*Your email address**  <sup>6</sup> Please enter a valid email address

**Your personal message**  <sup>7</sup>

**Send me a copy** <sup>8</sup>  <sup>9</sup>

<sup>10</sup>

Your details will not be used for marketing purposes.

**Annotations**

#	Label	Description	Status	Display rules	Interaction	Ref FV No.	Additional Detail	Mandatory Field
1	Instructional text	Message informing the user to complete the form if they want to email their wish list to someone, includes the name of the selected wish list	Mandatory					
2	Text field indicator		Mandatory					
3	Friend's name text entry field		Mandatory			FV0.A		
4	Friend's email address		Mandatory			FV0.A, FV1.A		
5	Sender name		Mandatory			FV0.A		

#	Label	Description	Status	Display rules	Interaction	Ref FV No.	Additional Detail	Mandatory Field
6	Sender email address		Mandatory			FV0.A, FV1.A		
7	Personal message entry field	Space for user to enter personal message	Mandatory					
8	send me a copy checkbox label		Mandatory					
9	Send me a copy check box		Mandatory					
10	Send my email		Mandatory		OnClick: (if validation passes) redirect to state B  If validation fails, do not redirect	FV0.B		
11	Made to measure message	Message informing the user that for a made to measure item, the details selected during the M2M process will not be displayed	Optional					
12	Error Message text	Summary error message for non-JS is displayed here. It will state there has been an error and highlights which errors have been made.	Optional	Only display if user submits page with error, and Doesn't have JS enabled.				
13	Back to wish list button	Button allowing user to return wish list	Mandatory		OnClick: redirect to WF WL 01			
14	Error message	Show error message to indicate problem associated field	Optional	Display if text entered in entry field does not pass relevant field validation rules				

**B. Confirmation state**



**Annotations**

#	Label	Description	Status	Display rules	Interaction	Ref FV No.	Additional Detail	Mandatory Field
1	Back to shopping button	Button to return user to wish list page	Mandatory		OnClick: redirect to WF WL 01			